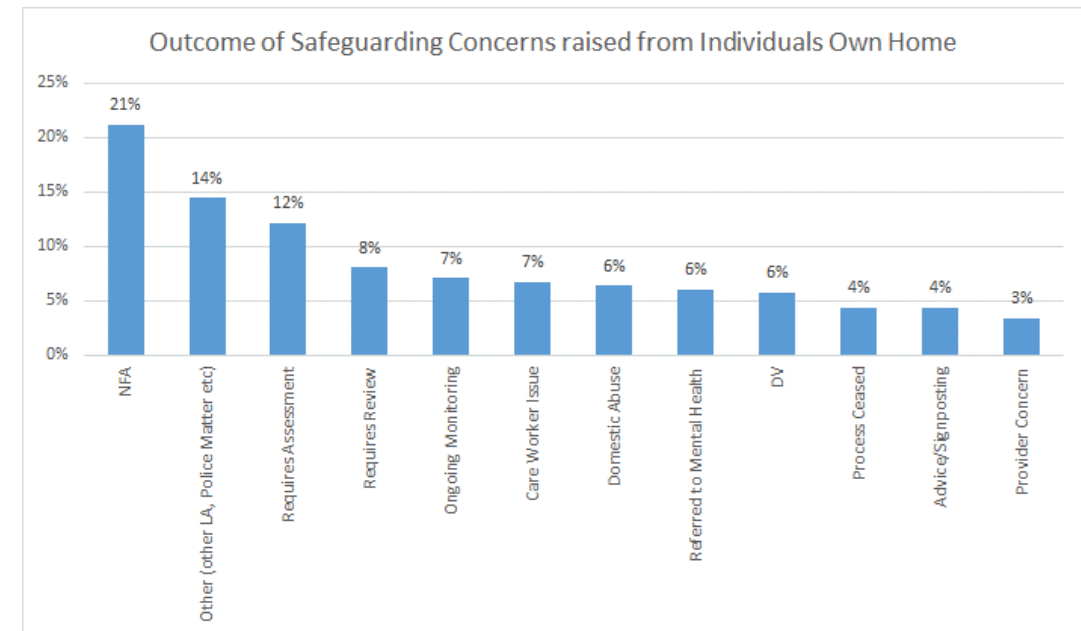
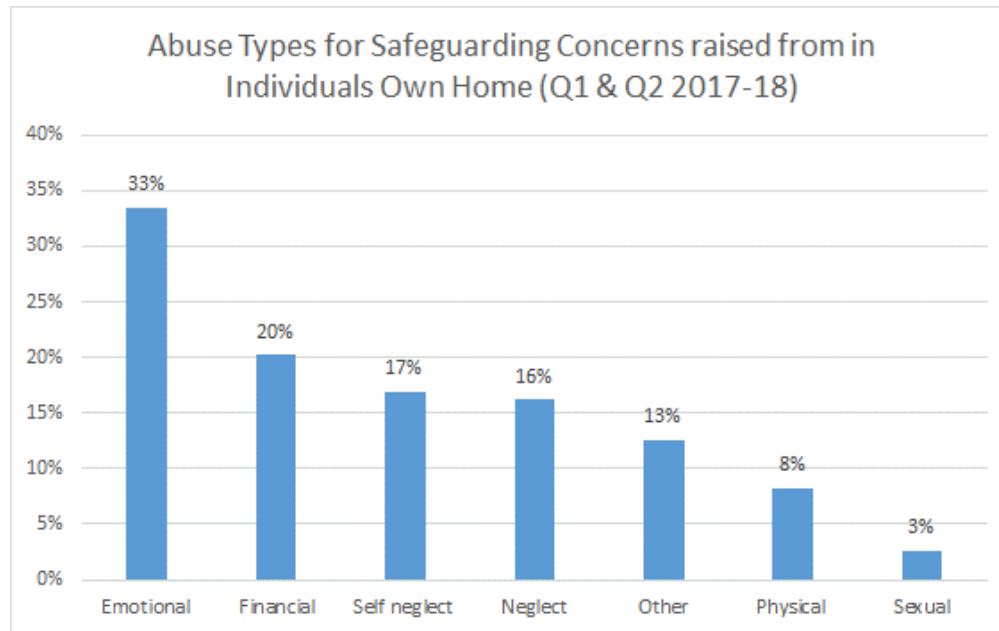


The following slides illustrate granular data analysis work carried out by Quality Assurance namely:

- Location of abuse: why this is increasingly in people's own homes, the changing nature of Adult Social Care being provided in people's homes
- Making Safeguarding Personal 2016-17 figures: why this has been low and what is different in 2017-18
- P2 Indicator, rate of section 42 enquiries per 100,000 People, Objective 5 (Vulnerable adults will be safeguarded from abuse): identification of S42 enquiries and the significant preventative work that is undertaken where S42 not appropriate).

Why Safeguarding concerns are increasingly in peoples own Homes

The majority of care given to individuals takes place in their own homes, with approximately 60% of packages being delivered at the persons home (15% Residential, 5% Nursing, 14% Supported Accommodation). This is in line with approximately 60% of all safeguarding concerns being raised sourcing from individuals own homes in Q1 and Q2 2017-18.

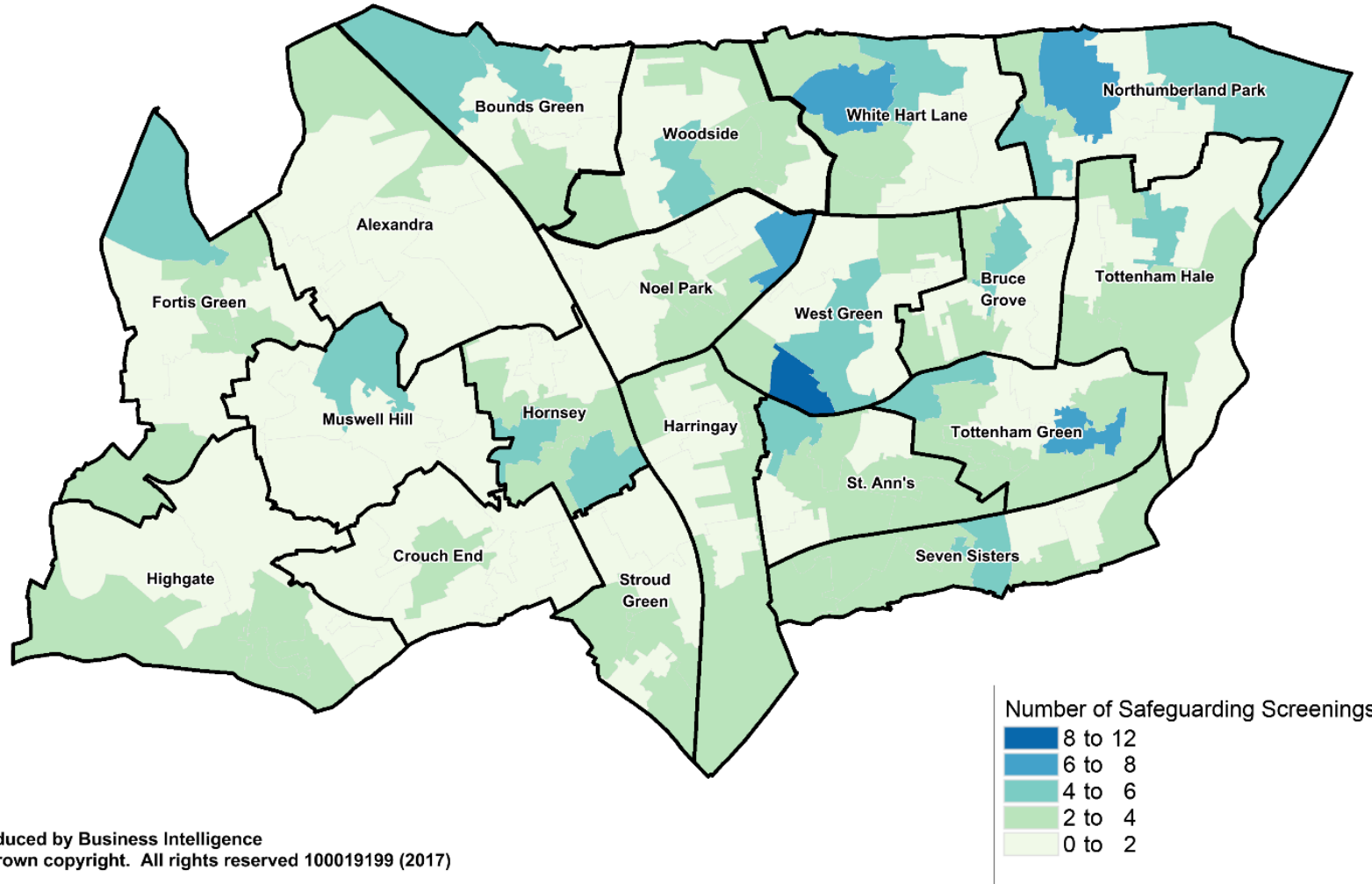


The most common type of abuse was emotional in 1/3rd of cases, followed by financial in 1/5th of cases.

Although 21% of cases have no further action this is part of Making Safeguarding Personal, as the person has capacity and does not wish to proceed with safeguarding, however measures have been put in place to mitigate future risks. 20% of concerns ended up with an assessment or review requirement, whilst 10% had a provider or worker issue.

Why Safeguarding concerns are increasingly in peoples own Homes

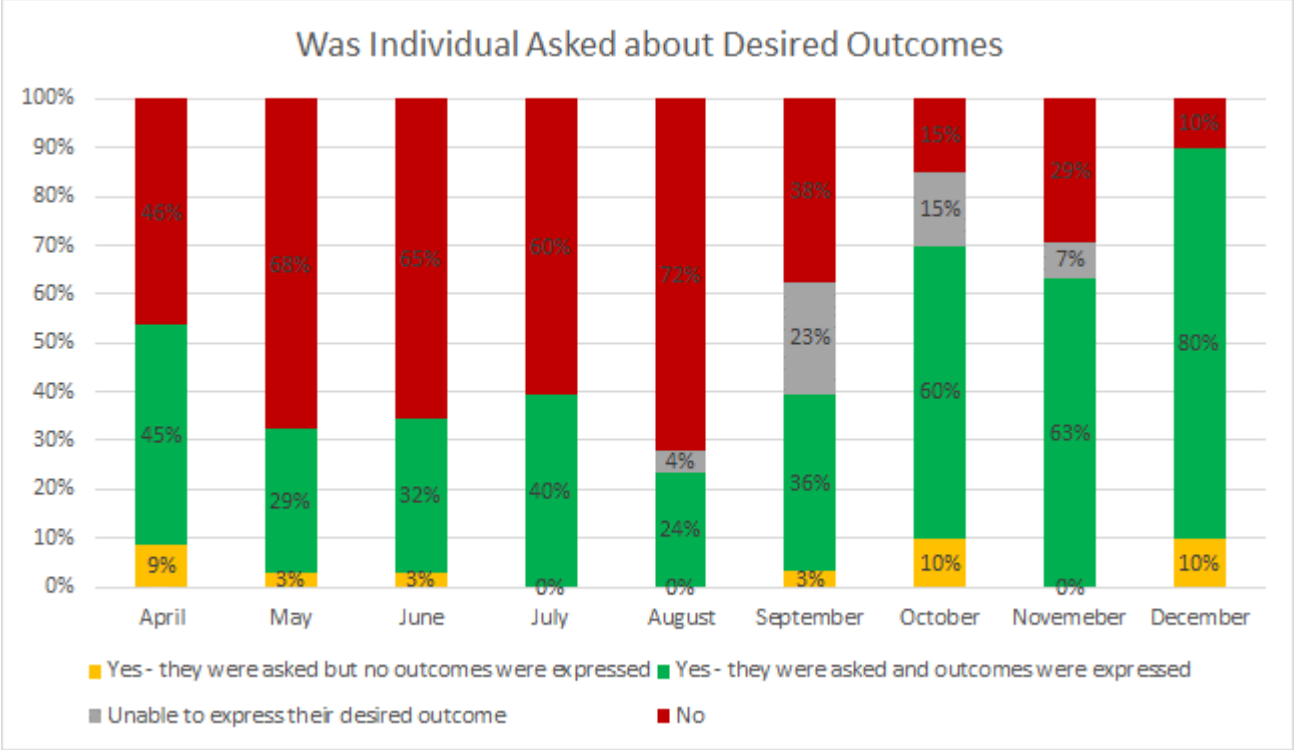
Safeguarding Screenings (for Own Home location) by LSOA (April - October 2017)



Safeguarding screenings taking place for concerns from individuals own home are spread across the borough with no significant hotspot.

Safeguarding prevention subgroup is currently looking at providing awareness via GP's and Colleges.

Why MSP figures are low and what is different in 2017-18

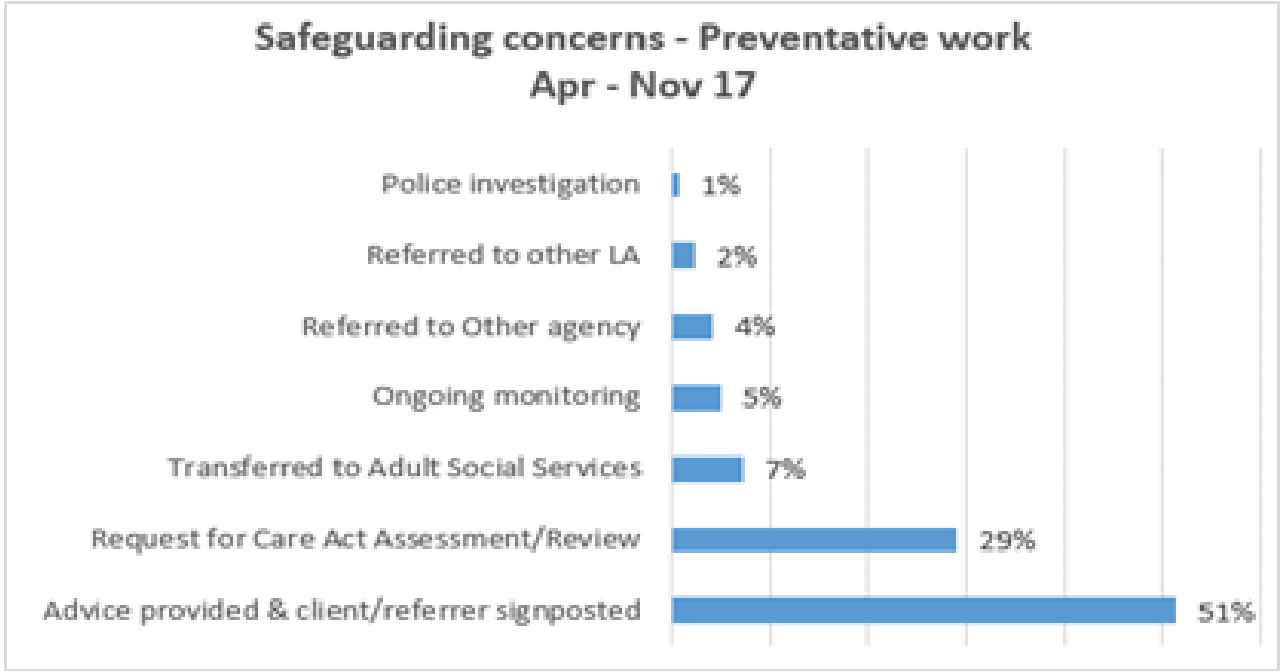
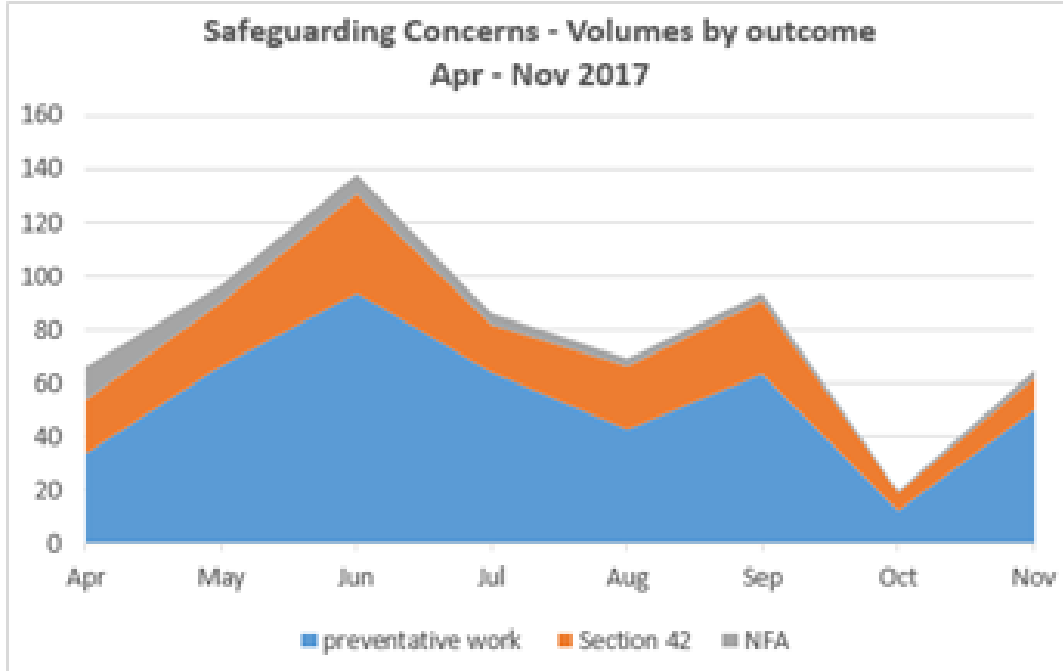


Prior to October 2017 there was an issue with Mosaic with the requirement to ask the service user about their desired outcomes not being mandatory. Further to this the question was being asked too early in the process, in a lot of cases prior to contact with the individual concerned, meaning the question was unable to be asked. This has since been resolved and is now mandatory and asked at a later stage (part of the safeguarding Triage) as can be seen by the improvement in the percentage of individuals being asked (90% in December 2017).

Why objective 5 indicator for P2 is red

At the P2 Board on 20th December, it was agreed that the way we report on the section 42 enquiries rate is not very helpful. The low rate does not look positive considering the amount of preventative work that Haringey does at the safeguarding concern stage. The Board agreed that it would be useful to look at the proportion of safeguarding concerns leading to preventative work.

2/3 of Safeguarding concerns are being addressed through preventative work, the majority signposted or advice provided. Only a small proportion result in NFA and under 1 in 3 result in section 42 enquiry.



The advice and signposting covers a wide variety of extra work carried out including monitoring home visits, safeguarding social worker visits, and follow up phone calls. From the adult social care survey 16-17 89% of service users feel safe and secure.